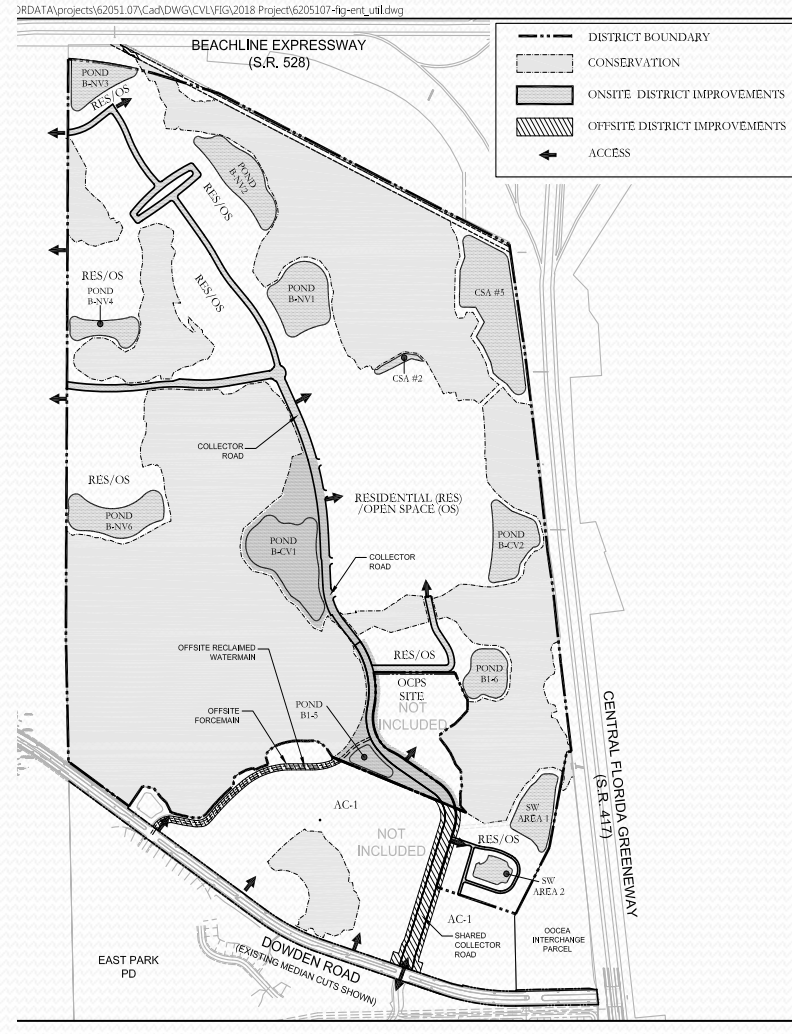




**Randal Park Community
Development District
Proposed
FY 2024 Budget**

RANDAL PARK COMMUNITY DEVELOPMENT DISTRICT BOUNDARIES



RANDAL PARK COMMUNITY DEVELOPMENT DISTRICT COMPONENTS

- RPCDD is 594.43 Acres
- 904 Residential Units – 797 Randal Park – 107 Randal Walk
- Stormwater Management System
- Landscape and Hardscape
- Streetlights
- Amenities/Recreation
 - Amenity Center
 - Pool
 - Gym
 - Various Parks and Playgrounds
 - Dog Parks
 - Walking Trails

VISIT THE CDD WEBSITE: WWW.RANDALPARKCDD.COM

CDD Accomplishments

- Pedestrian Bridge Repair



- Amenity Events
 - 9 Community Events
 - Through June 2023 – 54 amenity rentals

CDD Accomplishments

- Removal/Replacement of Pool Pergola



- Improved Playground Drainage



CDD Accomplishments

- Added Swings



- Vulture Permit Renewal



CDD Accomplishments

- Splash Pad Surface Repair
- Upgraded Splash Pad Controller



- Fountain Cleaning/Replacing Vendor



CDD Accomplishments

- Wood Staining



- Improved Holiday Lighting
- Sod Repair at Dog Parks
- Gym/Clubhouse HID Access System – Planned to be complete by August 2023

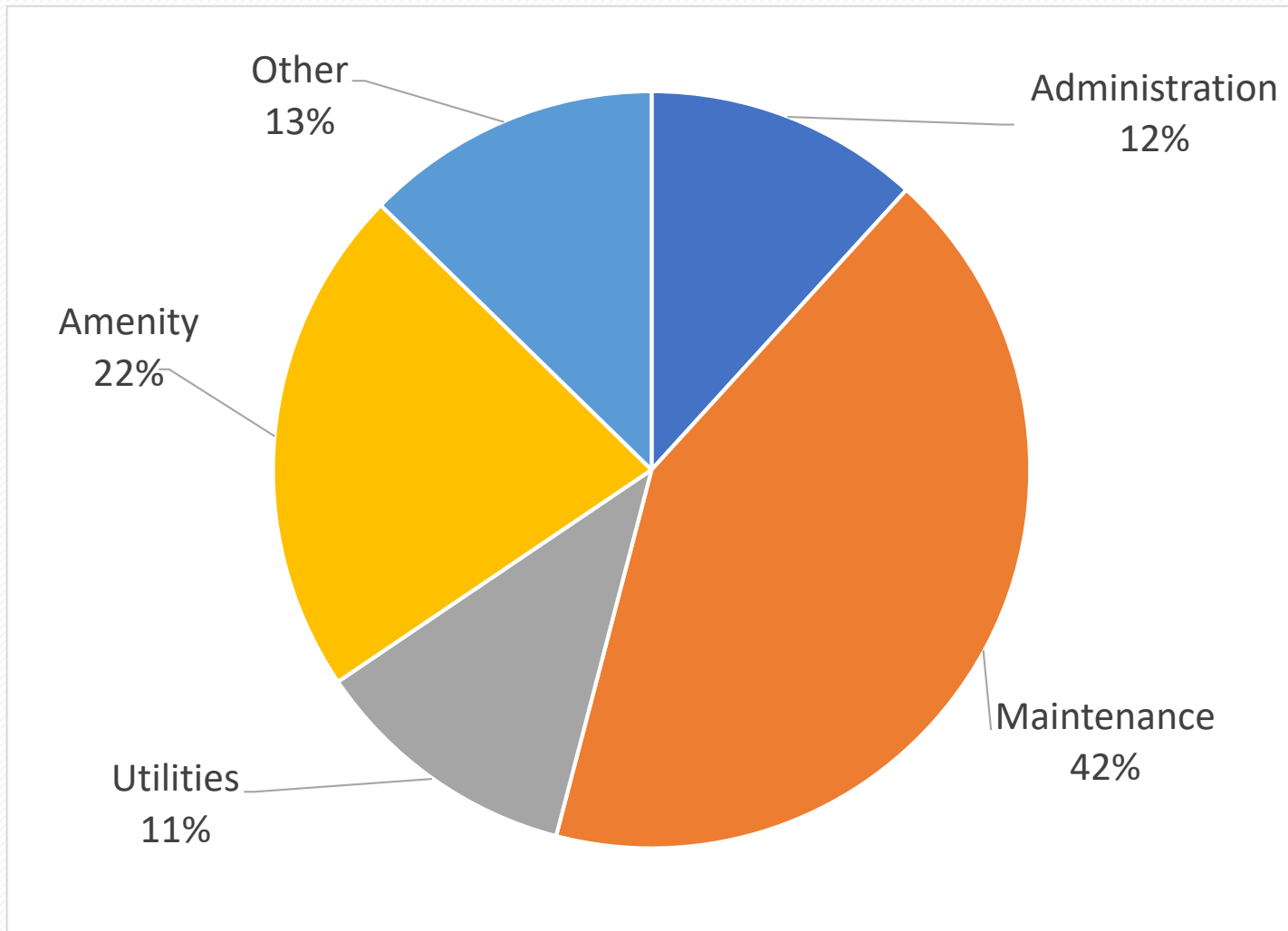
Proposed FY 2024 Assessments

FY 2024

Debt Service Fees	Varies by Unit Type \$1,072 to \$1,705
Operations and Maintenance Fees (General Fund)*	\$1,431.80

* Proposed FY 2024 Budget Includes a 20% O & M Increase over FY 2023
See page 2 in budget

Expenses – By Category, FY 2024 Budget



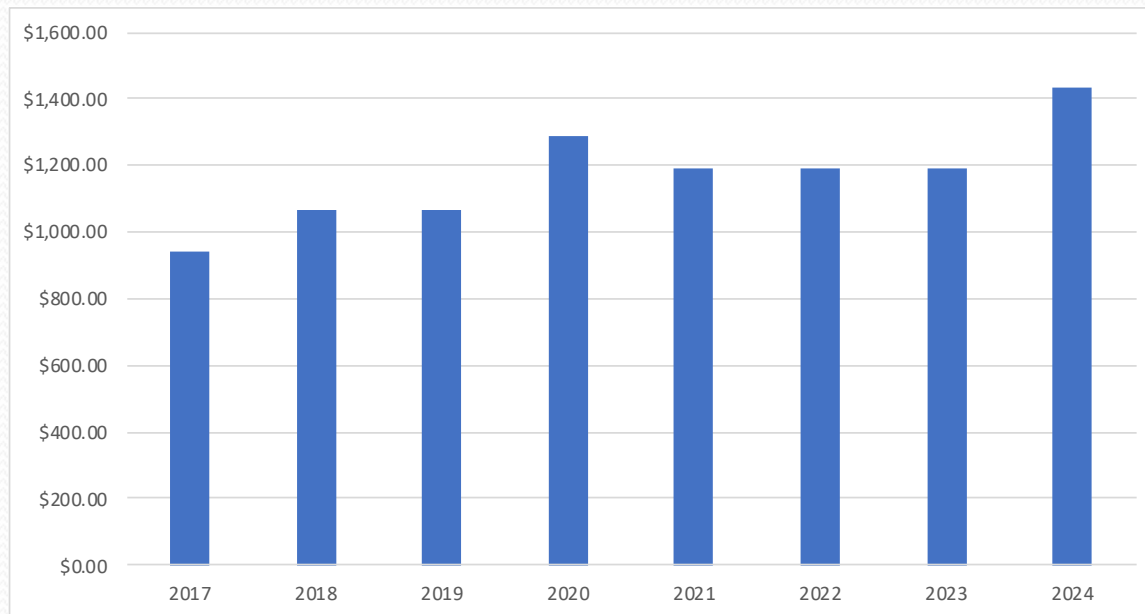
Historical Expenses

	FY 2022 Budget	FY 2023 Budget	FY 2024 Budget
Administration	\$135,601	\$139,847	\$143,313
Maintenance	\$447,896	\$487,311	\$515,908
Utilities	\$140,000	\$140,000	\$140,000
Amenity	\$185,197	\$211,484	\$265,555
Other	\$115,976	\$73,192	\$154,672*
	\$1,024,670	\$1,051,834	\$1,219,448

* Approx. \$93k reserve contribution

Historical O & M

	<u>2017</u>	<u>2018</u>	<u>2019</u>	<u>2020</u>	<u>2021</u>	<u>2022</u>	<u>2023</u>	<u>2024</u>
O & M	\$939.69	\$1,063.34	\$1,063.34	\$1,285.86	\$1,191.80	\$1,191.80	\$1,191.80	\$1,431.80



Averages to a 6.5% increase annually over 8 Fiscal Years



Reasons for Increase

- Stabilize and Build Up Reserves – Projected at \$223k at end of FY 23
 - Reserve Study Recommends Approx \$90k per year Reserve
 - Potential Projects
 - Reconstruct Pedestrian Bridge
 - Improved Gym Equipment
 - Stormwater Repairs
 - Trail/Walkway Repairs
 - Landscape Replacements
- Account for Increases in Contracts